

# MOSSY LEA MESSENGER

Monday, 15th June 2026 VIII.VI. MMXXVI

## Weekly Highlights at Mighty Mossy ☀️

### 🍂 Acorn Class

In Science, we explored the properties of everyday materials and thought about why different objects are made from particular materials.

In Computing, we linked our learning to History. We practised logging on to Purple Mash independently before completing a 'To Do' task where we described different types of homes.

In History, we looked at a variety of homes and compared their similarities and differences, discussing how homes can vary depending on when and where they were built.

In Music, the children enjoyed learning how to play the glockenspiel and developing their musical skills.

### 🌳 Oak Class

In Science, we put our creativity to the test by designing our own animals that had adapted to survive in unusual environments, including volcanoes and other extreme habitats.

In English, we explored flashbacks and performed our own examples. We learned how this technique is used by J.K. Rowling throughout the Harry Potter series to reveal important information from the past.

In Geography, we investigated evidence of plastic pollution from around the world. We developed our enquiry skills by asking thoughtful questions and carrying out research to find answers.

### 🍌 Wigan Warriors Visit

We were delighted to welcome visitors from Wigan Warriors to school this week. Each class took part in a fun workshop where they learned and practised a range of rugby drills. The children thoroughly enjoyed getting active and trying out new skills. Keep an eye on the newsletter for information about local rugby clubs that children may wish to join.

### 🌿 Forest Friday

This week, we used natural resources from our school grounds to create beautiful nature mobiles. The children showed great creativity and teamwork while designing and constructing their creations.



# Sports Day

**Monday, 6th July at 14:00** weather depending—Reserve date **Monday, 13th July at 14:00**

All children should come to school ready in their PE kit, they can stay in this all day so no need for uniform.

If we are lucky enough to have the sun shining please make sure that your child has had sun cream applied before school and that they are wearing a hat/cap. Please also ensure your child has a water bottle.

Alas, there will be no chairs available, so either bring a blanket, bring your own garden chairs, or sit on the grass.

Come along and support us and join in the fun! The PTFA will also be selling ice cream, so please bring some change and help fundraise some money for the children.



Children are invited to take part in **St George's Sports Day** should they wish to do so.

- Acorn Class: 23rd June at 9:30am
- Oak Class: 24th June at 9:30am

If you would like your child to participate, please send a message via Class Dojo.

Children will need to be dropped off at St George's, and parents and carers are welcome to stay and watch the event. If you are unable to stay, Mossy staff will bring them back to school.

## Year 6 Trip to Duxbury

On **Friday 10th July**, our Year 6 pupils will be joining their friends at St George's for a special end-of-year treat. They will spend the afternoon at Duxbury Park, enjoying a round of adventure golf followed by an ice cream.

Children will be transported to St George's by Mossy staff. However, we kindly ask that they are collected from St George's at 3:20pm.

A permission letter, via Forms, will be sent on Class Dojo.

## Year 5/6 Sleepover in school

On **Thursday, 16th July**, Year 5/6 will come back to school at 6pm. Children are to have their tea at school. They arrive with their things for the sleepover and school uniform for their next day.

We will have some food, the children have then requested to go to Astley Park, they will then watch a film before going to sleep.

**Please note that this for the Year 5/6 boys, the girls will have their turn next year.**

A permission letter, via Forms, will be sent on Class Dojo.

## Summer 2 Diary Dates

### Event for All

**End of Year Assembly:** Friday 17th July at 14:45. All welcome to join in with our end of year assembly.

Year 6 may also wish to bring a spare TShirt/jumper and a sharpie that can be signed by their friends on the final day.

<b>June</b>	
8th	Wigan Warriors workshop
8-12th	Year 1 Phonics Screening Year 4 Multiplication Check
18th	Year 7 High School Transition Days
23rd	St George's KS1 Sports' Day (see above)
24th	St George's KS2 Sports' Day (see above)
30th	Chorley SSP Small School Games (by invitation)
<b>July</b>	
1st/2nd	Year 7 High School Transition Day
2nd-3rd	Year 2 Residential trip to Bibby's Farm
6th	Sports' Day 2pm St. George's Summer Fair 6pm—all welcome
7th	New Reception taster morning
8th	End of year reports sent home
9th	New Reception taster afternoon
10th	Year 6 Duxbury trip with St. George's (see above)
13th	Reserve Sports' Day
16th	Year 5/6 Sleepover (see above)
17th	Water Safety Assembly by TriKidz End of Year Assembly 14:45—all invited Break up 15:30

# Attendance Update

Your overall attendance  
94.0%

You are in decile 8, the bottom  
20-30% of schools

## Quick Read - The Tip of the Iceberg

### A Gentle (Desperate) Plea About Debts

If you have any outstanding balances for Year 6 PGL, this year's Bibby's Farm visit, Late Stay, Breakfast Club, or any other school-related payments, please start chipping away at them where possible.

I know times can be tight. I know life gets busy. I know that opening SCOPay isn't always the most exciting way to spend an evening.

However, every little helps, and prompt payment genuinely does make a difference. Thank you.

### A Busy Few Weeks Ahead

We are moving into one of the busiest periods of the school year. Please keep an eye on the newsletter calendar, Facebook and SCOPay so that nothing catches you by surprise.

### Questions? Ask Away.

If you're unsure about something, send me a Dojo message. Chances are, if you're wondering about it, somebody else is too. The final half term of the year always arrives quickly. Let's keep talking, keep asking questions, and keep helping one another over the finish line.

### Jigsaw Donations

As we prepare for our exciting *Jigsaw Club*, we would also greatly appreciate any unwanted jigsaw puzzles you may have at home. If you are able to donate any, please send them in — all donations are very welcome.

## Weekly Awards



# CHORLEY PANTHERS NEEDS YOU!





**Do you or your child want to be part of one of the best amateur Rugby League Clubs in the North West?**

**Starting from the age of 4, we offer team opportunities ranging from our Cubs program through Primary School and extending to our Open Age Men's teams.**

**If you're interested, and require further information on training times, please email:**

**[play-for-us@chorley-panthers.co.uk](mailto:play-for-us@chorley-panthers.co.uk)**



**Chorley Panthers RLFC, Panther Park, Chisnall Lane, Coppull, PR7 5EA**

# What Parents & Educators Need to Know about ADRENALINE DEVICES

Adrenaline is for the immediate treatment of anaphylaxis, which is a serious allergic reaction. If in doubt, use an adrenaline pen. Delaying treatment for anaphylaxis causes more harm than giving adrenaline when it's not needed. Adrenaline is a safe substance that is naturally produced in our bodies. Adrenaline devices are single use, and it's important always to carry two rather than just one.

## WHEN TO USE

**AIRWAY:** Symptoms include swelling in the throat, tongue or upper airways; tightening of the throat; a hoarse voice; and difficulty swallowing.



**BREATHING:** Symptoms include persistent cough; sudden onset of wheezing; breathing difficulty; and noisy breathing.



**CIRCULATION:** Symptoms include pale and clammy skin; dizziness; feeling faint; sudden sleepiness; tiredness; confusion; and loss of consciousness.



## How to use an EpiPen adrenaline auto-injector

1. Hold the AAI in your dominant hand and tuck your thumb out of the way.



2. Remove the blue safety cap and have the orange needle sheath pointing towards the patient's thigh.



3. Hold the AAI approximately 10cm away from their outer upper thigh.



4. Jab the EpiPen firmly into the outer thigh and press until it clicks.



5. Count to 3 and then release.

1,2,3

## How to use an Jext adrenaline auto-injector

1. Hold the AAI in your dominant hand and tuck your thumb out of the way.



2. Remove the yellow safety cap and have the black needle sheath pointing towards the patient's thigh.



3. Place the black needle sheath on their outer upper thigh and press until it clicks.



4. Count to 10, then release and rub the injected area.

1,2...10

## How to use EURNeffy nasal adrenaline

1. Hold the device with the first and middle fingers either side of the nozzle and the thumb on the plunger.



2. Insert the nozzle fully into one nostril until your fingers touch the outside of your nose.



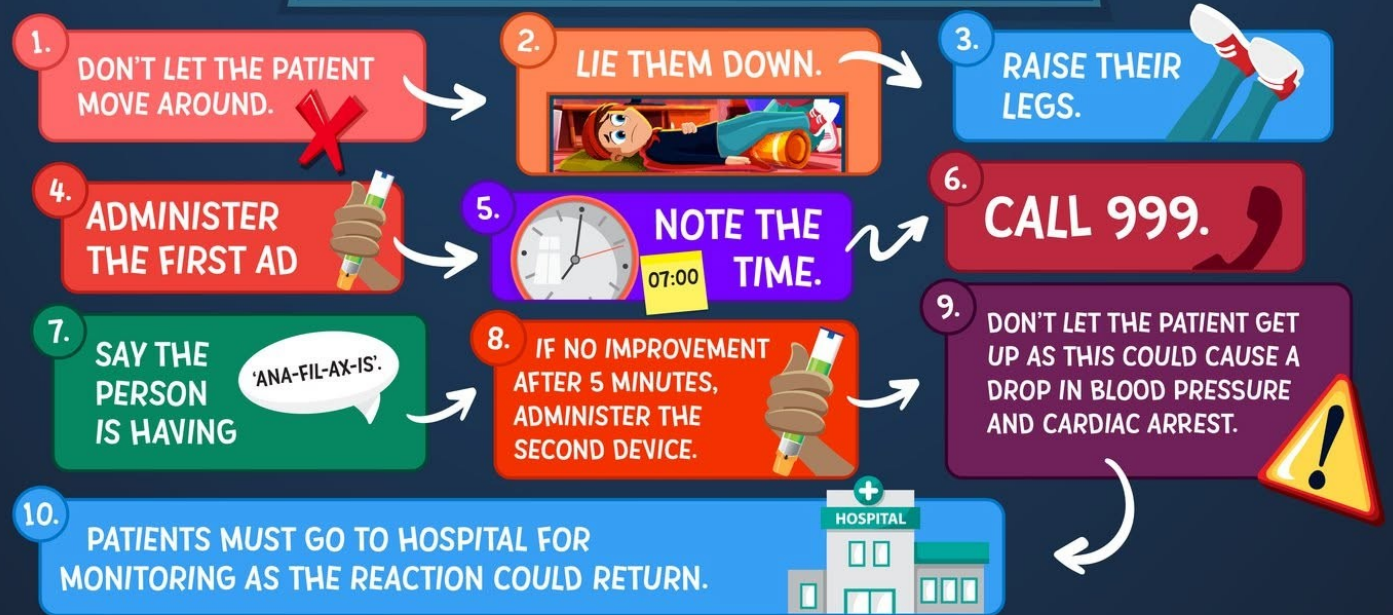
3. Press the plunger up firmly until it snaps and releases the medication.



4. **DO NOT SNIFF:** Try not to sniff after administering the spray



## ANAPHYLAXIS TREATMENT FLOW CHART:



## Meet Our Expert

Anaphylaxis UK is the only UK-wide charity operating solely for the growing numbers of people at risk of serious allergic reactions and anaphylaxis. While there's no treatment or cure for anaphylaxis, we believe that by providing information, training and support, there's a brighter future for people living with serious allergies.

